

FGP LIMITED

SHAREHOLDING PATTERN AS ON 30.09.2015


(I) (a) Statement showing Shareholding Pattern

SCRIP CODE : 500142		Name of Scrip : FGP		Class of Security : Equity		Quarter Ended : 30.09.2015		
Category Code	Partly paid up shares			Number of partly paid up shares	As a % of total number of partly paid up shares	As a % of total number of shares of the Company		
	Held by Promoter/Promoter group			0	0.00	0.00		
	Held by Public			0	0.00	0.00		
	Total			0	0.00	0.00		
	Outstanding Convertible Securities			Number of outstanding Securities	As a % of total No. of outstanding Con. Securities	As a % of total No. of shares of the Company, assuming full conversion of the Securities		
	Held by Promoter/Promoter group			0	0.00	0.00		
	Held by Public			0	0.00	0.00		
	Total			0	0.00	0.00		
	Warrants			Number of warrants	As a % of total number of warrants	As a % of total number of shares of the Company assuming full conversion of warrants		
	Held by Promoter/Promoter group			0	0.00	0.00		
	Held by Public			0	0.00	0.00		
	Total			0	0.00	0.00		
Total paid up capital of the Company, assuming full conversion of warrants and convertible securities								
Category Code	Category of Shareholders	Number of Shareholders	Total No. of shares	Number of shares held in demated form	Total shareholding as a percentage of total number of shares As a percentage of (A+B)1 (A+B+C)		Shares pledged or otherwise encumbered Number of Shares As a %	
(1)	(II)	(III)	(IV)	(V)	(VI)	(VII)	(VIII)	(IX)=(VIII)/(IV)*100
(A) Shareholding of Promoter and Promoter Group2								
(1) Indian								
(a)	Individuals/H.U.F	0	0	0	0.00	0.00	0	0.00
(b)	Central/State Government(s)	0	0	0	0.00	0.00	0	0.00
(c)	Bodies Corporate	4	4583249	4583249	38.53	38.53	0	0.00
(d)	Financial Institutions/Banks							
(e)	Any Other (specify)							
	Sub-Total (A)(1)	4	4583249	4583249	38.53	38.53	0	0
(2) Foreign								
(a)	Non Resident Individuals/ Foreign Nationals							
(b)	Bodies Corporate	0	0	0	0.00	0.00	0	0.00
(c)	Institutions							
(d)	Qualified Foreign Investor							
(e)	Any Other (specify)							
	Sub-Total (A)(2)	0	0	0	0.00	0.00	0	0.00
	Total holding of Promoter and Promoter Group (A)=(A)(1)+(A)(2)	4	4583249	4583249	38.53	38.53	0	0.00

(contd2)

SCRIP CODE : 500142		Name of Scrip : FGP		Class of Security : Equity		Quarter Ended : 30.09.2015		
Category Code	Category of Shareholders	Number of Shareholders	Total No. of shares	Number of shares held in demated form	Total shareholding as a percentage of total number of shares As a percentage of		Shares pledged or otherwise encumbered	
					(A+B)1	(A+B+C)	Number of Shares	As a %
(I)	(II)	(III)	(IV)	(V)	(VI)	(VII)	(VIII)	(IX)=(VIII)/(IV)*100
(B) Public Shareholding3								
(1) Institutions								
(a)	Mutual Fund/UTI	5	23781	0	0.20	0.20		
(b)	Financial Institutions/Banks	9	2304	1554	0.02	0.02		
(c)	Central/State Government(s)	0	0	0	0.00	0.00		
(d)	Venture Capital Funds	0	0	0	0.00	0.00		
(e)	Insurance Companies	9	686131	685381	5.77	5.77		
(f)	Foreign Institutional Investors	5	7204	530	0.06	0.06		
(g)	Foreign Venture Cap. Inv							
(h)	Qualified Foreign Investor							
(I)	Any Other(specify)							
Sub-Total (B)(1)		28	719420	687465	6.05	6.05	N . A.	N . A.
(2) Non Institutions								
(a)	Bodies Corporate	153	572600	547959	4.81	4.81		
(b)	Individuals							
	i) Holding nominal share capital upto Rs. 1 lakh	19922	4437713	3325256	37.31	37.31		
	ii) Holding nominal share capital in excess of Rs. 1 lakh.	55	1461667	1461667	12.29	12.29		
(c)	Qualified Foreign Investor	0	0	0	0.00	0.00		
(d)	Any Other(specify)							
	Non Resident Individuals	73	19552	13142	0.16	0.16		
	Overseas corporate bodies	1	97200	0	0.82	0.82		
	Trusts	3	3650	3650	0.03	0.03		
Sub-Total (B)(2)		20207	6592382	5351674	55.42	55.42	N . A.	N . A.
Total Public shareholding (B)=(B)(1)+(B)(2)		20235	7311802	6039139	61.47	61.47		
TOTAL (A)+(B)		20239	11895051	10622388	100.00	100.00	N . A.	N . A.
(C) Shares held by Custodians and against which Depository Receipts have been issued								
1	Promoter and Promoter Group	0	0	0	0.00	0.00		
2	Public	0	0	0	0.00	0.00		
GRAND TOTAL (A)+(B)+(C)		20239	11895051	10622388	100.00	100.00	0.00	0.00

FOR FGP LIMITED



KISHORE SHETE
Wholetime Director

FGP LIMITED


(l) (b) Statement showing holding of securities (including shares, warrants, convertible securities) of persons belonging to the category "Promoter and Promoter Group"

Sr.No.	Name of the shareholder	Details of shares held		Encumbered shares (*)			Details of Warrants			Details of Convertible Securities		Total shares (including underlying shares assuming full conversion of warrants and convertible securities) as a % of diluted share capital
		No. of shares held	As a % of grand total (A)+(B)+(C)	Number	As a Percentage	As a % of grand total (A)+(B)+(C) of sub-clause (1) (a)	No. of warrants held	As a % total No. of warrants of the same class	No. of Convertible securities held	As a % total No. of convertible securities of the same class		
(1)	(II)	(III)	(IV)	(V)	(VI)	(VII)	(VIII)	(IX)	(X)	(XI)	(XII)	
1	SWALLOW ASSOCIATES LLP	2866046	24.26	0	0.00	0	0	0	0	0	24.26	
2	INSTANT HOLDINGS LIMITED	1675183	14.08								14.08	
3	INSTANT HOLDINGS LIMITED	22014	0.19								0.19	
4	CARNIVAL INVESTMENTS LTD	6	0.00								0.00	
	Total	4583249	38.53	0	0.00	0	0	0	0	0	38.53	

(*) The term "encumbrance" has the same meaning as assigned to it in regulation 28(3) of the SAST Regulations, 2011.

(l) (c) (f) Statement showing holding of securities (including shares, warrants, convertible securities) of persons belonging to the category "Public" and holding more than 1% of the total number of shares

Sr.No.	Name of the shareholder	Number of shares held	Shares as a percentage of total number of shares (i.e. Grand Total of (A)+(B)+(C) indicated in statement at para (1) (a) above)	Details of warrants		Details of Convertible Securities		Total shares (including underlying shares assuming full conversion of warrants and conv. Securities) as a % of diluted share capital
				No. of warrants held	As a % total No. of warrants of same class	No of convertible securities held	% w.r.t total No. of convertible securities of the same class	
1	LIFE INSURANCE CORPORATION OF INDIA	426479	3.59					3.59
2	NIRMAL BANG SECURITIES PVT.LTD.	322591	2.80					2.80
3	THE ORIENTAL INSURANCE COMPANY LTD	258302	2.17					2.17
4	DIPAK KANAYALAL SHAH	251000	2.11					2.11
5	SATHYA S	125890	1.06					1.06
	TOTAL	1394262	11.73					11.73

FOR FGP LIMITED

KISHORE SHETE
 Wholtime Director

(i) (c) (ii) Statement showing holding of securities (including shares, warrants, convertible securities) of persons (together with PAC) belonging to the category "Public" and holding more than 5% of the total number of shares

Sr.No.	Name(s) of the shareholder(s) and the Persons Acting in Concert (PAC) with them	Number of shares	Shares as a percentage of total number of shares (i.e. Grand Total of (A)+(B)+(C) indicated in statement at para (1) (a) above)	Details of warrants		Details of Convertible Securities		Total shares (including underlying full conversion of warrants and convertible securities) as a % of diluted share capital
				No. of warrants held	As a % total No. of warrants of same class	No of convertible securities held	% w.r.t total No. of convertible securities of the same class	
	NIL							

(i) (d) Statement showing details of locked-in shares

Sr.No.	Name of the shareholder	Category of shareholders Promoters / Public	Number of locked-in shares	Locked-in shares as a percentage of total number of shares (i.e. Grand Total of (A)+(B)+(C) indicated in Statement at para (i)(a) above)
	NIL			

FOR FGR LIMITED

KISNORE SHETE

Wholetime Director

FGP LIMITED


(II) (a) Statement showing details of Depository Receipts (DRs)

SCRIP CODE : 500142		Quarter ended : 30.09.2015		
Sr.No.	Type of outstanding DR (ADRs, GDRs, SDRs. Etc.)	Number of outstanding DRs	Number of shares underlying outstanding DRs	Shares underlying outstanding DRs as a percentage of total number of shares (i.e. Grand Total of (A)+(B)+(C) indicated in Statement at para (I)(a) above
		N I L		

(II) (b) Statement showing holding of Depository Receipts (DRs) where underlying shares held by "promoter/promoter group" are in excess of 1% of the total number of shares

SCRIP CODE : 500142		Quarter ended : 30.09.2015		
Sr.No.	Name of the DR holder.	Type of outstanding DR (ADRs, GDRs, SDRs. etc.)	Number of shares underlying outstanding DRs	Shares underlying outstanding DRs as a percentage of total number of shares (i.e. Grand Total of (A)+(B)+(C) indicated in Statement at para (I)(a) above
		N I L		

FOR FGP LIMITED


KISHORE SHETE
 Wholetime Director